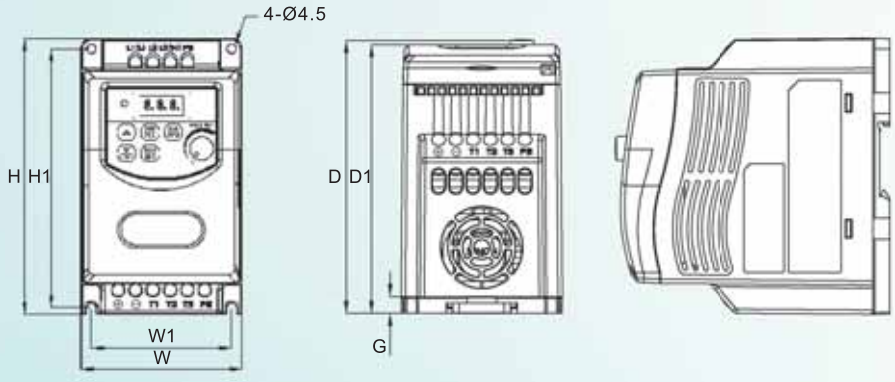


Dimension for IP20 model

(1)Frame1 : JNEV-1P2~101-H1 JNEV-2P2~201-H1/H1F/H3
 (2)Frame2 : JNEV-202~203-H1/H1F/H3 JNEV-401~403-H3/H3F

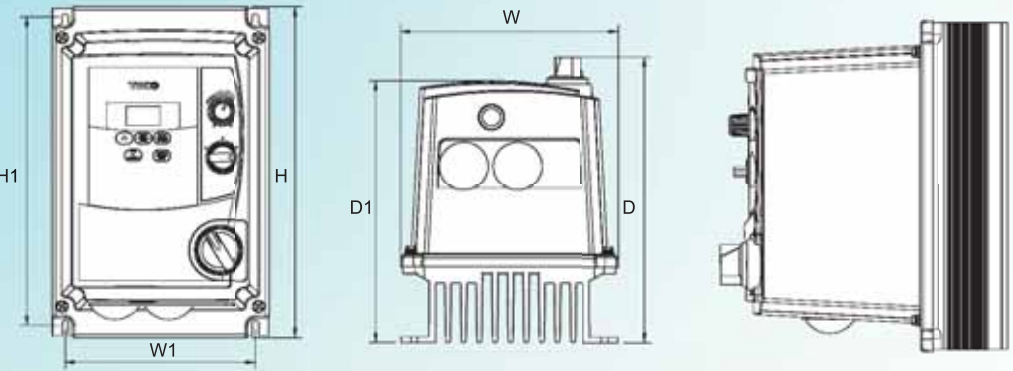


Unit: mm/inch

LENGTH MODEL	H	H1	W	W1	D	D1	G
Frame 1	132/5.2	123.5/4.86	67/2.64	77/3.03	130.5/5.13	128.45/5.06	8/0.315
Frame 2	132/5.2	123.5/4.86	108/4.25	118/4.65	148/5.83	144/5.67	8/0.315

Dimension for IP65 model

(1)Frame1 : JNEV-1P2~101-H1 N4(S) JNEV-2P2~201-H1/H1F/H3 N4(S)
 (2)Frame2 : JNEV-202~203-H1/H1F/H3 N4(S) JNEV-401~403-H3/H3F N4(S)



Unit: mm/inch

LENGTH MODEL	H	H1	W	W1	D	D1
Frame 1	215.6/8.49	199/7.83	140.6/5.54	123.4/4.86	183/7.20	170/6.69
Frame 2	295/11.61	274.5/10.8	232/9.13	210/8.27	211.5/8.33	180/7.09

Note : With switch type inverter is our standard model, without switch type inverter is only produced by order.

Filter & Periphery

Inverter Model	Built-in Filter model (First Environment./ Restricted Distribution.)	Optional Filter model (First Environment/ Unrestricted Distribution./ Restricted Distribution.)
1P2~101-H1	-----	JNFS24805-20-29 (Restricted Distribution.)
2P2~201-H1	-----	JNFS24805-20-29 (Unrestricted Distribution)
2P2~201-H1F	Built-in (Restricted Distribution.)	JNFS24805-20-29 (Unrestricted Distribution)
2P2~201-H3	-----	JNFS21019-8,9-07 (Restricted Distribution.)
202~203-H1	-----	JNFS21015-22-07 (Unrestricted Distribution.)
202~203-H1F	Built-in (Restricted Distribution.)	JNFS21015-22-07 (Unrestricted Distribution.)
202~203-H3	-----	JNFS21016-15-07 (Unrestricted Distribution.)
401~403-H3	-----	JNFS20858-7-07 (Restricted Distribution.)
401~403-H3F	Built-in (Restricted Distribution.)	JNFS20858-7-07 (Unrestricted Distribution)

PDA(JNSWPDA)

Remote Keypad (JNSDOP-LED-2M)

Option Card
 1.JNSIF-232 (RS-232)
 2.JNSIF-485 (RS-485)
 3.JNSIF-MP (Memory pack)
 4.JNSIF-IO (2 in 1 out expandable)

TECO INVERTER

- EV series : 0.25~1HP(110V),0.25~3HP(220V),1~3HP(440V)
- CV series : 0.5~40HP(220V),1~75HP(440V)
- MA series : 1~40HP(220V),1~75HP(440V)
- GS series : 25~100HP(220V),25~400HP(440V)

TECO PLC

- TP03 series : 14/20/26/30/36/40/60 I/O MAX256points
- SG2 series : 10/12/20points

TECO SERVO

- JSDA series : 100W~15KW(220V)
- JSDE series : 50W~2KW(220V)

Distributor

TECO INVERTER 7300EV



Small & Compact
Smart & Clever

- 110V Class, 1 φ 0.25~1HP, 0.2~0.75KW
- 220V Class, 1 φ 0.25~3HP, 0.2~2.2KW
- 220V Class, 3 φ 0.25~3HP, 0.2~2.2KW
- 440V Class, 3 φ 1~3HP, 0.75~2.2KW



Mini

Only 132mm
For All EV Series

7300EV

5mm

(Real Size)



Model Number

JNEV	-	2	P5	-	H	1	□	□□□
7300EV Series :	Input voltage :	Capacity:	SPEC :	Power supply :	Noise filter :	Enclosure		
	1:110V	P2:0.25 HP	H:standard	1:single phase	Blank :none	N4S: IP65 with switches		
	2:220V	P5:0.5 HP		3:three phases	F:built-in	N4:IP65 without switch		
	4:440V	01:1.0 HP				Blank:IP20		
		02:2.0 HP						
		03:3.0 HP						

Unique features

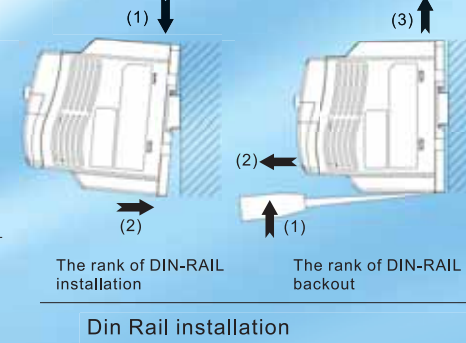
Full Functions

- ◆ Sensorless Vector control,high starting torque
- ◆ VR built-in
- ◆ 8-step speeds setting
- ◆ PID function
- ◆ Unexceptionable protective function
- ◆ expandable function(option)
 - Copy unit
 - Remote keypad
 - RS232/485 communication card
 - 2in/1out card
- ◆ Built in 24V,50mA power for external usage

Humanize Interface

- ◆ Basic/Advanced parameter setting
- ◆ NPN/PNP Digital Input
- ◆ PC/PDA interface

Easy To Installation

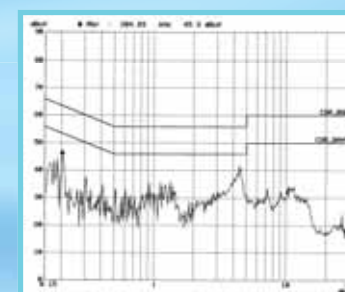


Saving Space



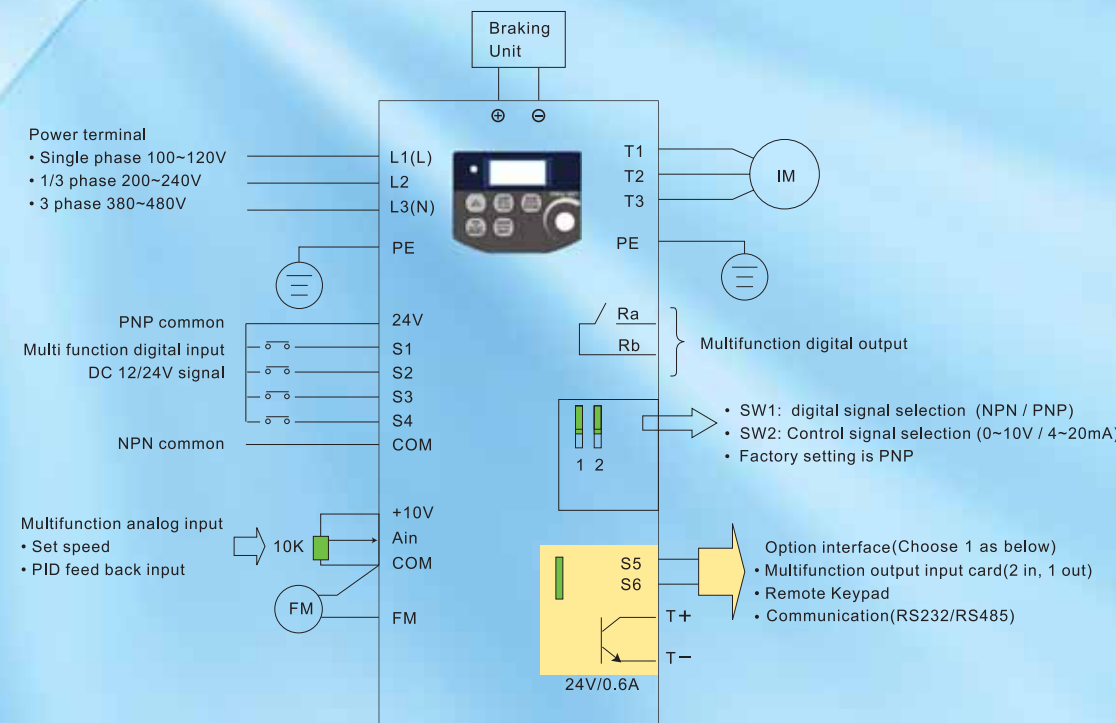
Side by Side installation

International Certification



UL CE

Wiring Diagram



Specification

Model	110V			220V						440V						
	JNEV-□□□□-H1			JNEV-□□□□-H1(F)			JNEV-□□□□-H3			JNEV-□□□□-H3(F)						
	1P2	1P5	101	2P2	2P5	201	202	203	2P2	2P5	201	202	203	401	402	403
Horsepower(HP)	0.25	0.5	1	0.25	0.5	1	2	3	0.25	0.5	1	2	3	1	2	3
Suitable Motor Capacity(KW)	0.2	0.4	0.75	0.2	0.4	0.75	1.5	2.2	0.2	0.4	0.75	1.5	2.2	0.75	1.50	2.2
Rated Output Current(A)	1.7	3.1	4.2	1.7	3.1	4.2	7.5	10.5	1.7	3.1	4.2	7.5	10.5	2.3	3.8	5.2
Rated Capacity(KVA)	0.53	0.88	1.60	0.53	0.88	1.60	2.90	4.00	0.53	0.88	1.60	2.90	4.00	1.7	2.9	4.0
Max.Input Voltage	1PH100~120V +10%,-15%(50/60Hz)			1PH200~240V +10%,-15%(50/60Hz)			3PH200~240V +10%,-15%(50/60Hz)			3PH380~480V +10%,-15%(50/60Hz)						
Max Output Voltage	3PH 0~240V												3PH 0~480V			
Input Current(A)	7.1	12.2	17.9	4.3	5.4	10.4	15.5	21	3.0	4.0	6.4	9.4	12.2	3	4.8	6.6
Net Weight(with Filter(KG)	0.62	0.68	0.72	0.65	0.67	0.67	1	1.05	0.61	0.61	0.66	0.95	1	1.5	1.52	1.55
Allowable momentary power loss time(second)	1.0	1.0	1.0	1.0	1.0	1.0	2.0	2.0	1.0	1.0	1.0	2.0	2.0	1.0	1.0	2.0
Enclosure	IP20 or IP65															

Item	Specification
Power source	110V class : 100~120v +10% / -15%, 50/60Hz 220V class : 200~240v +10% / -15%, 50/60Hz 440V class : 380~480v +10% / -15%, 50/60Hz
Control Mode	Vector control (starting torque: 100%/3Hz)
Frequency Range	0~200Hz
Frequency Setting Resolution	Digital: 0.1Hz(0~99.9Hz)/1Hz(100~200Hz) ; Analog: 0.06Hz/ 60Hz
Frequency Setting Method	Set directly with ▲ ▼ keys or the VR on the keypad or the UP/Down setter or AIN signal
Display Function	7 segment * 3; display frequency / DC voltage / output voltage / output current / inverter parameters / error record / program version / PID feedback
External frequency signal setting	1. External variable resistor / 0-10V / 0-20mA / 2-10V / 4-20mA 2. Performs up/down setter on the terminal block
Output Frequency Limit Function	Respectively setting upper/lower frequency limits and two-stage prohibited frequencies
Carrier Frequency	4~16KHz (factory setting 10KHz,10KHz or more De-rating)
Acc / Dec control	0.1~999sec, two-stage acc./ dec. time could be changed by MFIT / Acc / Dec disable
DI(Digital Input)	NPN/PNP toggle * four points; two points optional (S1~S4 Built in,S5~S6 option)
DO(Digital Output)	Terminal*1 point (1a terminal)----setting to Multi-function output Optional Multi-function Photo Output*1 point (open collector 24V, 600mA)
AI(Analog Input)	Setting to speed command and PID feedback signal
Other Function	Instantaneous power loss restart,Speed search,fault restart,DCbrake,Torque boost, 2/3 wire control and PID function
Communication Control	• RS-485 Option Card: Modbus RTU/ASCII mode, 4800~38400 bps, max. 254 stations • PC/PDA software link
Humidity	0 - 95% Relative humidity (non-condense)
OverLoad Protection	150%/1min
Operation Temperature	-10 ~ 50°C (in distributor) for IP20 ; -10 ~ 40°C for IP65
Other Protection Function	Over current, over voltage, low voltage, overload, momentary power loss and restart, stall prevention for acceleration / deceleration / operation, short-circuit protection for output / grounding fault, reverse restriction, restrictions for direct start after power up and error recovery
International Certification	UL/CE
EMC	Built-in / external : class A ; accordance with EN61800 - 3 first environment